

## Scheme 2018, Assessment Run B26

Aalborg, 10<sup>th</sup> Septembe 2018

Dear participant

Pairs of unstained slides have been sent according to your submitted protocols for this run. If you are in any doubt, please read the details on the website: [www.nordiqc.org](http://www.nordiqc.org), or send us an e-mail: [nordiqc@rn.dk](mailto:nordiqc@rn.dk). Also inform us if slides are missing.

Please note your participant number (NQC...) shown on the address label. This number **must** be indicated on all new slide labels and used for any communication with NordiQC.

Stain the sections according to your protocols, score the HER-2 IHC slides using the electronic scoring sheet on the web site (login and choose "scoring sheet" in the "options"-menu on the right), and return for *each* marker one stained slide - marked with your participant number - to NordiQC at the above address not later than **11<sup>th</sup> October**. Keep the remaining NordiQC slides to serve as a control set.

**In-house controls shall, if possible, be placed on the NordiQC slide. Batch in-house controls (separate control slides) shall not be submitted to NordiQC.**

Submitted sections are stored by NordiQC for future documentation and will not be returned to the laboratories. However, laboratories can request their stained sections for review in case their control set is lost.

The results will be available on the website on 7<sup>th</sup> December. Examples of optimal as well as insufficient stains will be illustrated (anonymously) and the corresponding methods described. Protocols giving optimal results will be published on the NordiQC website. Monographs describing the relevant epitopes and the expected staining patterns will be available on the website.

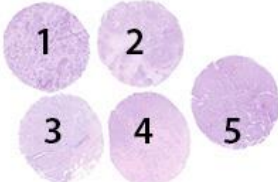
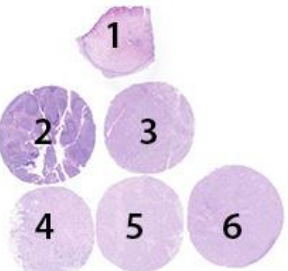

Also on 7<sup>th</sup> December individually results will be available on the homepage and (particularly in case of borderline or poor marks) comments to the stains and suggestions for protocol improvement.

Best regards

NordiQC

### Contents of the multitissue sections

Top row closest to the glass label.

		
<p><b>HER-2 IHC:</b> 1-5: Breast carcinoma</p>	<p><b>ER:</b> 1: Uterine cervix 2: Tonsil 3-6: Breast carcinoma</p>	<p><b>PR:</b> 1: Uterine cervix 2: Tonsil 3-6: Breast carcinoma</p>

**Before returning the stained slides to NordiQC it is mandatory that you fill out and submit the electronic scoring sheet for HER-2 IHC on the website (login and choose "scoring sheet" in the "options"-menu on the right).**